

# A P P A R A T U S



AGED BRASS

## CYLINDER : UPLIGHT

### REFERENCE

PROPORTION AND UTILITY  
WALTER DE MARIA

### COMPOSITION

FUNCTIONAL, DIRECTIONAL LIGHTING  
MECHANICAL JOINT  
PRIMARY OR SECONDARY LIGHT SOURCE

# A P P A R A T U S



AGED BRASS



AGED BRASS

# A P P A R A T U S



AGED BRASS



TARNISHED SILVER

# A P P A R A T U S

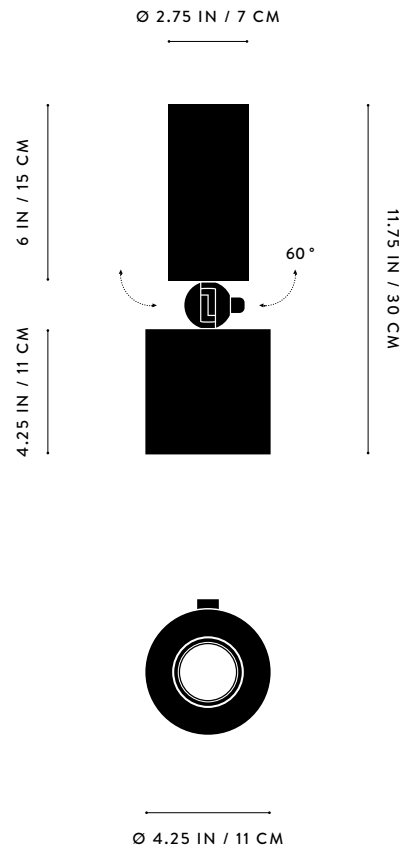


AGED BRASS



AGED BRASS

# A P P A R A T U S



## DIMENSIONS

## PRICE

## VOLTAGE

## CONTROL

## LAMPING

## BULB INCLUDED

## BULB LIFE

## DEPOSIT

## BALANCE

## LEAD TIME

## CYLINDER : 1 UPLIGHT (ROUND)

11.75 H, Ø 4.25 IN  
30 H, Ø 11 CM

FROM \$2000

120-240

UL / CE

120V : INTEGRATED DIMMER  
240V : INTEGRATED ON / OFF

120V : MAX 9W  
240V : MAX 7W

120V : GU10  
7W DIMMABLE LED BULB  
500 LUMENS

1800-3000K WARM DIM  
240V : GU10 : WARM WHITE  
5.5W LED BULB

355 LUMENS  
2700K

120V : 30,000 HOURS  
240V : 40,000 HOURS

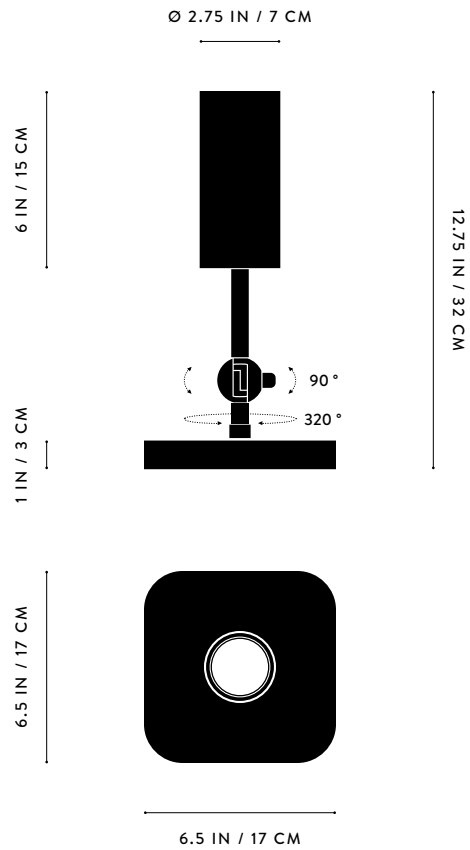
50% UPON ORDER

DUE PRIOR TO SHIPPING

PLEASE REFER TO WEBSITE

FINISHED AND ASSEMBLED BY HAND IN NY  
DOMESTIC AND IMPORTED COMPONENTS

# A P P A R A T U S



## DIMENSIONS

## PRICE

## VOLTAGE

## CONTROL

## LAMPING

## BULB INCLUDED

## BULB LIFE

## DEPOSIT

## BALANCE

## LEAD TIME

## CYLINDER : 1 UPLIGHT (SQUARE)

12.75 H, 6.5 W, 6.5 D IN  
32 H, 17 W, 17 D CM

FROM \$2000

120-240

UL / CE

120V : INTEGRATED DIMMER

240V : INTEGRATED ON / OFF

120V : MAX 9W

240V : MAX 7W

120V : GU10

7W DIMMABLE LED BULB

500 LUMENS

1800-3000K WARM DIM

240V : GU10 : WARM WHITE

5.5W LED BULB

355 LUMENS

2700K

120V : 30,000 HOURS

240V : 40,000 HOURS

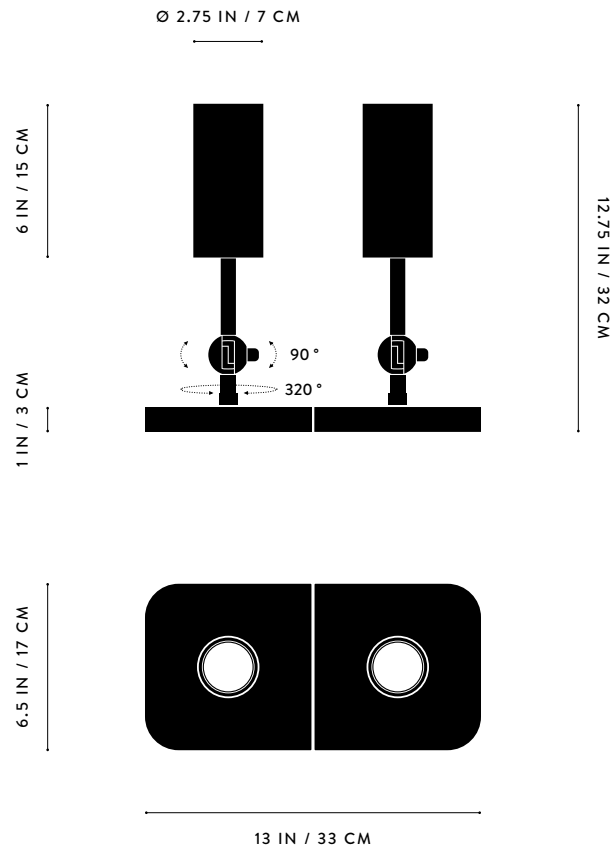
50% UPON ORDER

DUE PRIOR TO SHIPPING

PLEASE REFER TO WEBSITE

FINISHED AND ASSEMBLED BY HAND IN NY  
DOMESTIC AND IMPORTED COMPONENTS

# A P P A R A T U S



## DIMENSIONS

## PRICE

## VOLTAGE

## CONTROL

## LAMPING

## BULB INCLUDED

## BULB LIFE

## DEPOSIT BALANCE LEAD TIME

## CYLINDER : 2 UPLIGHT

12.75 H, 13 W IN  
32 H, 33 W CM

FROM \$4000

120-240  
UL / CE

120V : INTEGRATED DIMMER  
240V : INTEGRATED ON / OFF

120V : MAX 9W  
240V : MAX 7W

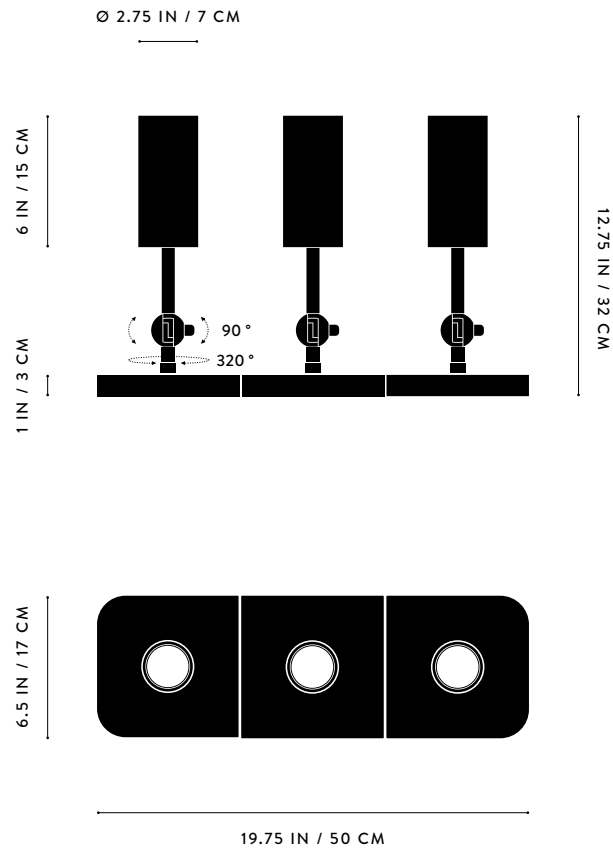
120V : GU10  
2 X 7W DIMMABLE LED BULB  
500 LUMENS  
1800-3000K WARM DIM  
240V : GU10 : WARM WHITE  
2X 5.5W LED BULB  
355 LUMENS  
2700K

120V : 30,000 HOURS  
240V : 40,000 HOURS

50% UPON ORDER  
DUE PRIOR TO SHIPPING  
PLEASE REFER TO WEBSITE

FINISHED AND ASSEMBLED BY HAND IN NY  
DOMESTIC AND IMPORTED COMPONENTS

# A P P A R A T U S



## CYLINDER : 3 UPLIGHT

### DIMENSIONS

12.75 H, 19.75 W IN  
32 H, 50 W CM

### PRICE

FROM \$6000

### VOLTAGE

120-240  
UL / CE

### CONTROL

120V : INTEGRATED DIMMER  
240V : INTEGRATED ON / OFF

### LAMPING

120V : MAX 9W  
240V : MAX 7W

### BULB INCLUDED

120V : GU10  
3 X 7W DIMMABLE LED BULB  
500 LUMENS  
1800-3000K WARM DIM  
240V : GU10 : WARM WHITE  
3X 5.5W LED BULB  
355 LUMENS  
2700K

### BULB LIFE

120V : 30,000 HOURS  
240V : 40,000 HOURS

### DEPOSIT

50% UPON ORDER

### BALANCE

DUE PRIOR TO SHIPPING

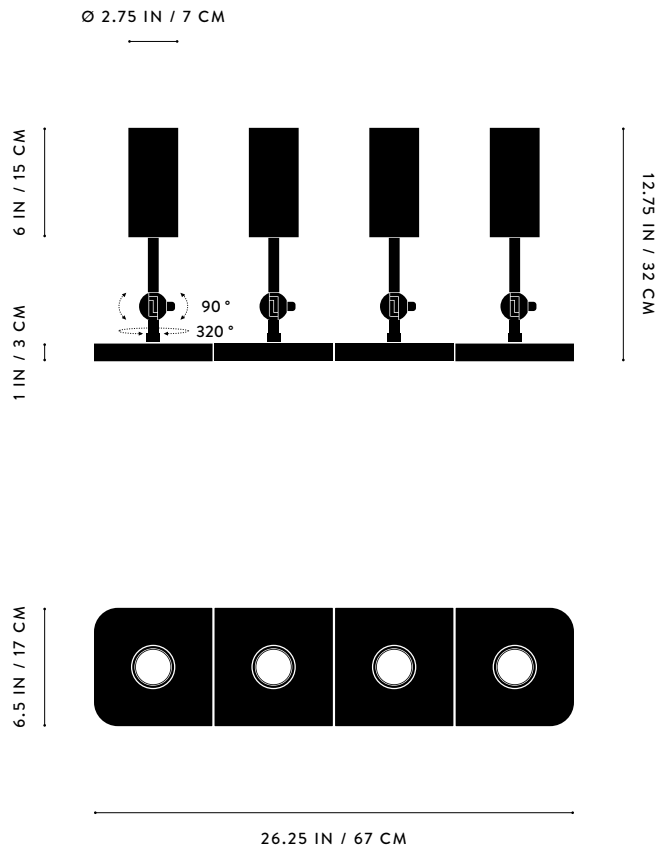
### LEAD TIME

PLEASE REFER TO WEBSITE

FINISHED AND ASSEMBLED BY HAND IN NY  
DOMESTIC AND IMPORTED COMPONENTS



# A P P A R A T U S



## DIMENSIONS

## PRICE

## VOLTAGE

## CONTROL

## LAMPING

## BULB INCLUDED

## BULB LIFE

## DEPOSIT

## BALANCE

## LEAD TIME

## CYLINDER : 4 UPLIGHT

12.75 H, 26.25 W IN

32 H, 67 W CM

FROM \$8000

120-240

UL / CE

120V : INTEGRATED DIMMER

240V : INTEGRATED ON / OFF

120V : MAX 9W

240V : MAX 7W

120V : GU10

4 X 7W DIMMABLE LED BULB

500 LUMENS

1800-3000K WARM DIM

240V : GU10 : WARM WHITE

4X 5.5W LED BULB

355 LUMENS

2700K

120V : 30,000 HOURS

240V : 40,000 HOURS

50% UPON ORDER

DUE PRIOR TO SHIPPING


PLEASE REFER TO WEBSITE

FINISHED AND ASSEMBLED BY HAND IN NY  
DOMESTIC AND IMPORTED COMPONENTS

# A P P A R A T U S




AGED BRASS




OIL-RUBBED BRONZE



BLACKENED BRASS




TARNISHED SILVER



LEATHER - CANE



LEATHER - SADDLE




LEATHER - TAUPE



LEATHER - BLACK



SUEDE - ICE




SUEDE - PEWTER




SUEDE - BRONZE



SUEDE - SEPIA



SUEDE - JUNIPER



SUEDE - PLUM



SUEDE - BLACK

METAL

LEATHER

SUEDE

CYLINDER

AGED BRASS [WAXED]  
OIL-RUBBED BRONZE [WAXED]  
BLACKENED BRASS [WAXED]  
TARNISHED SILVER [LACQUERED] ADD 35%

CANE  
SADDLE  
TAUPE  
BLACK

ICE  
PEWTER  
BRONZE  
SEPIA  
JUNIPER  
PLUM  
BLACK

LEATHER AND SUEDE AVAILABLE FOR  
PENDANTS AND READING SCONCES ONLY